

Swiss real estate market

UBS Swiss Real Estate Bubble Index 2Q 2016

Chief Investment Office WM | 10 August 2016 | Translation:

Matthias Holzhey, economist, matthias.holzhey@ubs.com; Claudio Saputelli, economist, claudio.saputelli@ubs.com; Maciej Skoczek, economist, maciej.skoczek@ubs.com

- The *UBS Swiss Real Estate Bubble Index* nudged down in 2Q 2016 to 1.32 points and thus remains in the risk zone.
- This second drop in a row was due to house prices falling in real terms and the declining momentum of mortgage growth.
- Investments in real estate remain popular due to low interest rates.

The *UBS Swiss Real Estate Bubble Index* was in the risk zone in 2Q 2016 at 1.32 index points. The index decreased 0.03 points over the revised figure for the previous quarter. There were two factors behind the slight drop: First, nominal home prices were unchanged compared to the previous quarter. Adjusted for inflation, this corresponds to a decline of 0.6%. On an annual basis, this was the lowest growth rate since 2000. Second, the momentum of mortgage growth also weakened. Private household mortgage debt rose by only 2.7% compared to the previous year – likewise the slowest rate since the turn of the millennium.

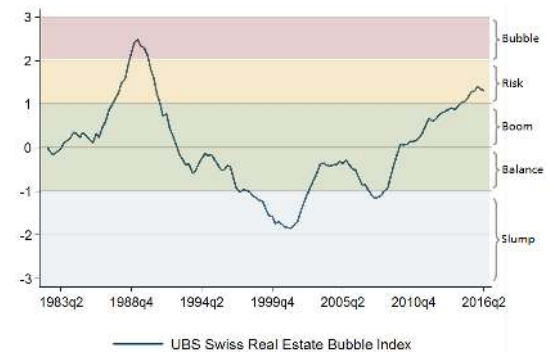
Low interest rates are continuing to boost the "buy-to-let" investment strategy. In 2Q 2016, the proportion of loan applications for real estate not intended for owner-occupancy hovered at almost 18%. Real estate investments thus continued to enjoy great popularity, as also confirmed by the figures for building permits. Building permits for almost 30,000 dwellings were granted in the first half of the year, which corresponds to a rise of around 8% compared with the same period of the previous year.

Methodology

The *UBS Swiss Real Estate Bubble Index* comprises six sub-indices that track: the relationship between purchase and rental prices, the relationship between house prices and household income, the relationship between house prices and inflation, the relationship between mortgage debt and income, the relationship between construction and gross domestic product (GDP) and the proportion of credit applications by UBS clients for residential property not intended for owner occupancy. The *UBS Swiss Real Estate Bubble Index* is calculated as the average of trend-adjusted and standardized indicators weighted using a principal component analysis. The index level shows the deviation in standard deviations from the average, which is normalized to zero.

The index value is categorized into one of five levels: slump (below -1), balance (between -1 and 0), boom (between 0 and 1), risk (between 1 and 2) and bubble (above 2).

UBS Swiss Real Estate Bubble Index



Source: UBS

Index performance

		Index
2013	Quarter 1	0.80
	Quarter 2	0.84
	Quarter 3	0.89
	Quarter 4	0.91
2014	Quarter 1	0.89
	Quarter 2	0.95
	Quarter 3	1.04
	Quarter 4	1.06
2015	Quarter 1	1.14
	Quarter 2	1.29
	Quarter 3	1.30
	Quarter 4	1.40
2016	Quarter 1	1.35
	Quarter 2	1.32

Source: UBS

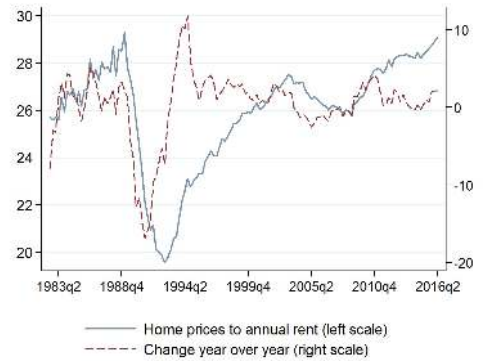
The index values may be slightly adjusted each quarter as a result of data revisions and varying weights of the sub-indices.

Sub-indices of the *UBS Swiss Real Estate Bubble Index*

Owner-occupied house prices relative to annual rents

While rents declined by a nominal 0.7% year-on-year, owner-occupied house prices were unchanged. This resulted in an increase in the buy/rent ratio. In 2Q 2016, it took more than 29 annual rents to purchase a comparable home. The last time the ratio was higher was in March 1989. The current figure significantly exceeds the long-term average of around 26.

Home prices relative to annual rent
Level and change year-over-year in percent

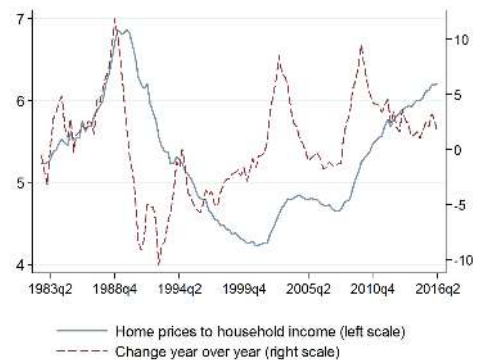


Source: SNB; UBS

Owner-occupied house prices relative to household income

Nominal prices of owner-occupied homes stagnated in 2Q 2016. Since household incomes fell slightly, the indicator did not go up very much compared to the previous quarter. Around 6.2 annual household incomes were still needed to purchase a home in the medium price segment. The long-term average is 5.3 annual incomes.

Home prices relative to household income
Level and change year-over-year in percent

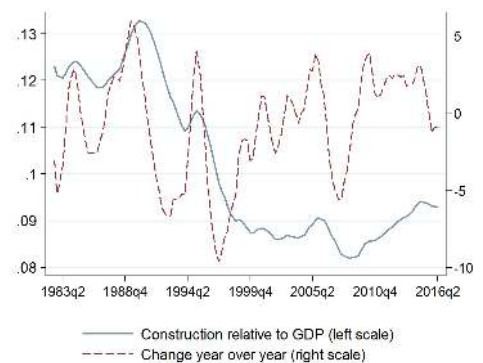


Source: SNB; FSO; UBS

Construction relative to gross domestic product (GDP)

Nominal construction investment increased slightly in 2Q 2016. However, investment in the sector declined 0.4% compared to the previous year. In view of the somewhat weaker economic results, construction investment's share of the gross domestic product remained unchanged at 9.3%. The long-term average value lies at 10.3%.

Construction relative to gross domestic product
Level and change year-over-year in percent



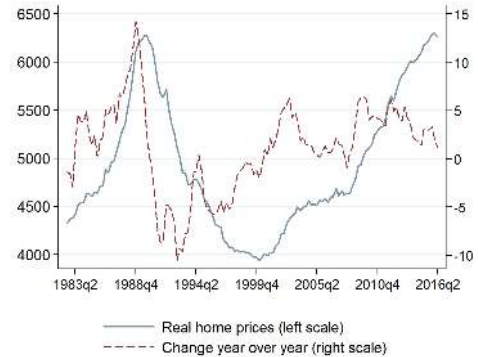
Source: seco; FSO; UBS

Owner-occupied home prices relative to consumer prices

Nominal home prices, as a mean value of prices for single-family homes and condominiums, were virtually unchanged in 2Q 2016 compared to the previous quarter. Due to positive inflation, there was a small price correction for owner-occupied homes of 0.6% after adjustment for inflation. Year-on-year, however, a nominal rise of 0.7% was recorded.

Home prices relative to consumer prices

Real home prices (CHF/m²) and change year-over-year in percent



Source: SNB; FSO; UBS

Mortgage volume relative to disposable household income

The momentum of mortgage growth dropped in 2Q 2016 for the fourth time in succession. Mortgage debt only rose by around 2.7% year-on-year. This means that the growth rate fell to its lowest level since the start of 2000. Total debt exceeds disposable income by about 90%.

Mortgage volume relative to income

Mortgage debt of private households relative to income and trend line



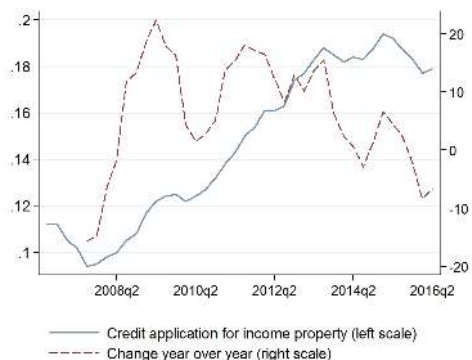
Source: SNB; FSO; UBS

UBS credit applications for residential property not intended for self-occupancy

The number of loan applications for non-owner-occupied real estate rose slightly in 2Q 2016. The figure nevertheless remained substantially below the record high achieved in 2015. Despite historically low long-term interest rates, falling rents and rising vacancies reduced the attractiveness of buy-to-let investments. Buy-to-let nevertheless remains a popular investment strategy, accounting for 17.9% of all loan applications.

Credit applications for residential property not intended for self-occupancy

Share of total and change year-over-year in percent



Source: UBS

Regions with risk potential for the residential real estate market

The risk map has changed to reflect the decrease in the real estate bubble index. The regions Appenzell Innerrhoden, Baden and Thurgau are no longer among the monitored regions. The composition of the exposed regions remains unchanged.

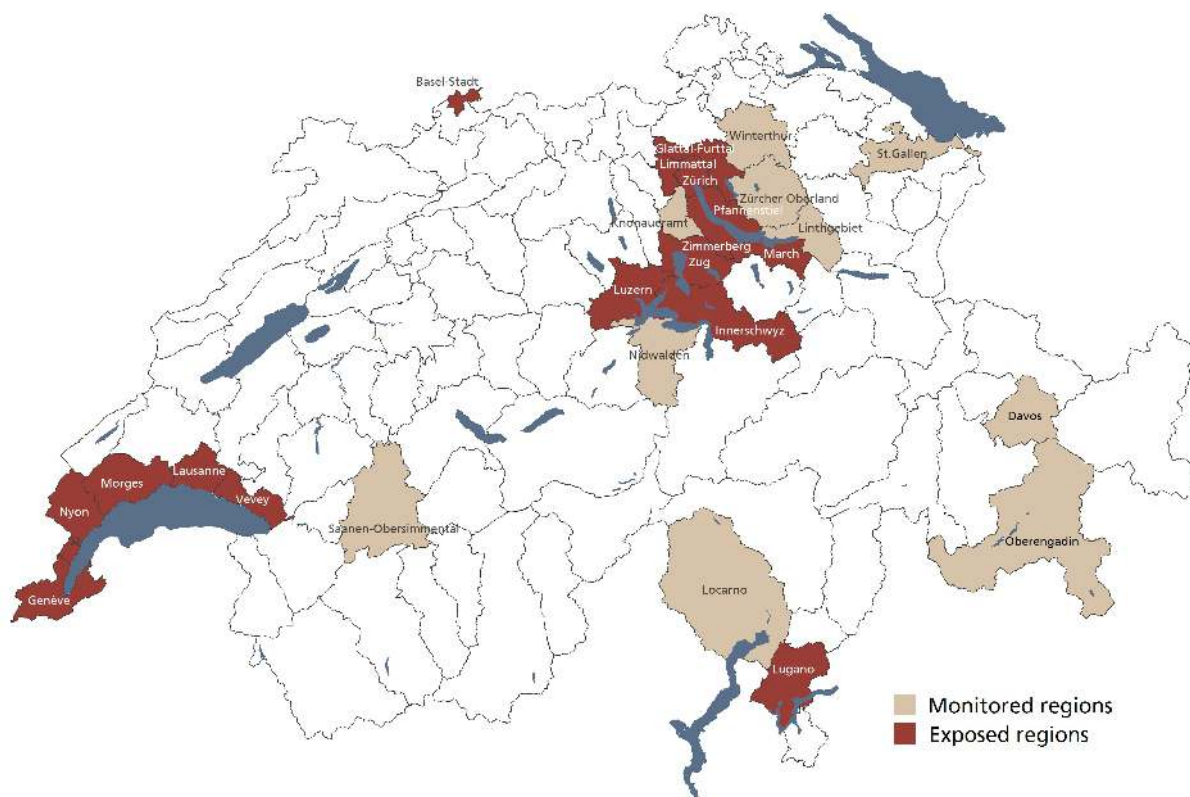
Methodology

Our selection of exposed regions is tied to the level of the UBS Swiss Real Estate Bubble Index and is based on a multi-level selection process utilizing regional population and property price data.

Exposed regions	Monitored regions
Zürich	Knonaueramt
Glattal-Furttal	Zürcher Oberland
Limmattal	Winterthur
Zimmerberg	Nidwalden
Pfannenstiel	St. Gallen
Luzern	Saenen-Obersimmental
Innerschwyz	Linthgebiet
March	Davos
Zug	Oberengadin
Basel-Stadt	Locarno
Lugano	
Lausanne	
Morges	
Nyon	
Vevey	
Genève	

Regional risk map - 2Q 2016

Exposed and monitored regions for the Swiss residential real estate market



Source: UBS

Appendix

UBS Chief Investment Office WM's investment views are prepared and published by Wealth Management and Retail & Corporate or Wealth Management Americas, Business Divisions of UBS AG (regulated by FINMA in Switzerland), its subsidiary or affiliate ("UBS"). In certain countries UBS AG is referred to as UBS SA. This material is for your information only and is not intended as an offer, or a solicitation of an offer, to buy or sell any investment or other specific product. Certain services and products are subject to legal restrictions and cannot be offered worldwide on an unrestricted basis and/or may not be eligible for sale to all investors. All information and opinions expressed in this material were obtained from sources believed to be reliable and in good faith, but no representation or warranty, express or implied, is made as to its accuracy or completeness (other than disclosures relating to UBS). All information and opinions as well as any prices indicated are current as of the date of this report, and are subject to change without notice. The market prices provided in performance charts and tables are closing prices on the respective principal stock exchange. The analysis contained herein is based on numerous assumptions. Different assumptions could result in materially different results. Opinions expressed herein may differ or be contrary to those expressed by other business areas or divisions of UBS as a result of using different assumptions and/or criteria. UBS and any of its directors or employees may be entitled at any time to hold long or short positions in investment instruments referred to herein, carry out transactions involving relevant investment instruments in the capacity of principal or agent, or provide any other services or have officers, who serve as directors, either to/for the issuer, the investment instrument itself or to/for any company commercially or financially affiliated to such issuers. At any time, investment decisions (including whether to buy, sell or hold securities) made by UBS and its employees may differ from or be contrary to the opinions expressed in UBS research publications. Some investments may not be readily realizable since the market in the securities is illiquid and therefore valuing the investment and identifying the risk to which you are exposed may be difficult to quantify. UBS relies on information barriers to control the flow of information contained in one or more areas within UBS, into other areas, units, divisions or affiliates of UBS. Futures and Options trading is not suitable for every investor as there is a substantial risk of loss, and losses in excess of an initial investment may occur. Past performance of an investment is no guarantee for its future performance. Additional information will be made available upon request. Some investments may be subject to sudden and large falls in value and on realization you may receive back less than you invested or may be required to pay more. Changes in foreign exchange rates may have an adverse effect on the price, value or income of an investment. The analyst(s) responsible for the preparation of this report may interact with trading desk personnel, sales personnel and other constituencies for the purpose of gathering, synthesizing and interpreting market information. Tax treatment depends on the individual circumstances and may be subject to change in the future. UBS does not provide legal or tax advice and makes no representations as to the tax treatment of assets or the investment returns thereon both in general or with reference to specific client's circumstances and needs. We are of necessity unable to take into account the particular investment objectives, financial situation and needs of our individual clients and we would recommend that you take financial and/or tax advice as to the implications (including tax) of investing in any of the products mentioned herein. This material may not be reproduced or copies circulated without prior authority of UBS. UBS expressly prohibits the distribution and transfer of this material to third parties for any reason. UBS accepts no liability whatsoever for any claims or lawsuits from any third parties arising from the use or distribution of this material. This report is for distribution only under such circumstances as may be permitted by applicable law. In developing the Chief Investment Office (CIO) economic forecasts, CIO economists worked in collaboration with economists employed by UBS Investment Research. Forecasts and estimates are current only as of the date of this publication and may change without notice. For information on the ways in which UBS CIO WM manages conflicts and maintains independence of its investment views and publication offering, and research and rating methodologies, please visit www.ubs.com/research. Additional information on the relevant authors of this publication and other CIO publication(s) referenced in this report; and copies of any past reports on this topic; are available upon request from your client advisor.

External Asset Managers / External Financial Consultants: In case this research or publication is provided to an External Asset Manager or an External Financial Consultant, UBS expressly prohibits that it is redistributed by the External Asset Manager or the External Financial Consultant and is made available to their clients and/or third parties. **Australia:** This notice is issued by UBS AG ABN 47 088 129 613 (Holder of Australian Financial Services Licence No 231087): This Document is issued and distributed by UBS AG. This is the case despite anything to the contrary in the Document. The Document is intended for use only by "Wholesale Clients" as defined in section 761G ("Wholesale Clients") of the Corporations Act 2001 (Cth) ("Corporations Act"). In no circumstances may the Document be made available by UBS AG to a "Retail Client" as defined in section 761G of the Corporations Act. UBS AG's research services are only available to Wholesale Clients. The Document is general information only and does not take into account any person's investment objectives, financial and taxation situation or particular needs. **Bahamas:** This publication is distributed to private clients of UBS (Bahamas) Ltd and is not intended for distribution to persons designated as a Bahamian citizen or resident under the Bahamas Exchange Control Regulations. **Bahrain:** UBS is a Swiss bank not licensed, supervised or regulated in Bahrain by the Central Bank of Bahrain and does not undertake banking or investment business activities in Bahrain. Therefore, Clients have no protection under local banking and investment services laws and regulations. **Brazil:** Prepared by UBS Brasil Administradora de Valores Mobiliários Ltda, entity regulated by Comissão de Valores Mobiliários ("CVM") **Canada:** In Canada, this publication is distributed to clients of UBS Wealth Management Canada by UBS Investment Management Canada Inc.. **France:** This publication is distributed by UBS (France) S.A., French "société anonyme" with share capital of € 125.726.944,69, boulevard Haussmann F-75008 Paris, R.C.S. Paris B 421 255 670, to its clients and prospects. UBS (France) S.A. is a provider of investment services duly authorized according to the terms of the "Code Monétaire et Financier", regulated by French banking and financial authorities as the "Autorité de Contrôle Prudentiel et de Résolution." **Germany:** The issuer under German Law is UBS Deutschland AG, Bockenheimer Landstrasse 2-4, 60306 Frankfurt am Main. UBS Deutschland AG is authorized and regulated by the "Bundesanstalt für Finanzdienstleistungsaufsicht". **Hong Kong:** This publication is distributed to clients of UBS AG Hong Kong Branch by UBS AG Hong Kong Branch, a licensed bank under the Hong Kong Banking Ordinance and a registered institution under the Securities and Futures Ordinance. **India:** Distributed by UBS Securities India Private Ltd. 2/F, 2 North Avenue, Maker Maxity, Bandra Kurla Complex, Bandra (East), Mumbai (India) 400051. Phone: +912261556000. SEBI Registration Numbers: NSE (Capital Market Segment): INB230951431, NSE (F&O Segment) INF230951431, BSE (Capital Market Segment) INB010951437. **Indonesia:** This research or publication is not intended and not prepared for purposes of public offering of securities under the Indonesian Capital Market Law and its implementing regulations. Securities mentioned in this material have not been, and will not be, registered under the Indonesian Capital Market Law and Regulations. **Israel:** UBS Switzerland AG is registered as a Foreign Dealer in cooperation with UBS Wealth Management Israel Ltd, a wholly owned UBS subsidiary. UBS Wealth Management Israel Ltd is a licensed Portfolio Manager which engages also in Investment Marketing and is regulated by the Israel Securities Authority. This publication shall not replace any investment advice and/or investment marketing provided by a relevant licensee which is adjusted to your personal needs. **Italy:** This publication is distributed to the clients of UBS (Italia) S.p.A., via del vecchio politecnico 3, Milano, an Italian bank duly authorized by Bank of Italy to the provision of financial services and supervised by "Consob" and Bank of Italy. **Jersey:** UBS AG, Jersey Branch, is authorized and authorized by the Jersey Financial Services Commission for the conduct of banking, funds and investment business. **Luxembourg:** This publication is not intended to constitute a public offer under Luxembourg law, but might be made available for information purposes to clients of UBS (Luxembourg) S.A., 33A avenue J.F. Kennedy, L-1855 Luxembourg, R.C.S. Luxembourg B 11142, a regulated bank under the joint supervision of the European Central bank and the "Commission de Surveillance du Secteur Financier" (CSSF), to which this publication has not been submitted for approval. **Mexico:** This document has been distributed by UBS Asesores México, S.A. de C.V., a company which is not part of UBS Grupo Financiero, S.A. de C.V. or of any other Mexican financial group and whose obligations are not guaranteed by any third party. UBS Asesores México, S.A. de C.V. does not guarantee any yield whatsoever. **Netherlands:** This publication is not intended to constitute a public offering or a comparable solicitation under Dutch law, but might be made available for information purposes to clients of UBS Bank (Netherlands) B.V., a regulated bank under the supervision of "De Nederlandsche Bank" (DNB) and "Autoriteit Financiële Markten" (AFM), to which this publication has not been submitted for approval. **New Zealand:** This notice is distributed to clients of UBS Wealth Management Australia Limited ABN 50 005 311 937 (Holder of Australian Financial Services Licence No. 231127), Chifley Tower, 2 Chifley Square, Sydney, New South Wales, NSW 2000, by UBS Wealth Management Australia Ltd. You are being provided with this UBS publication or material because you have indicated to UBS that you are a client certified as a wholesale investor and/or an eligible investor ("Certified Client") located in New Zealand. This publication or material is not intended for clients who are not Certified Clients ("Non-Certified Clients"), and if you are a Non-Certified Client you must not rely on this publication or material. If despite this warning you nevertheless rely on this publication or material, you hereby (i) acknowledge that you may not rely on the content of this publication or material and that any recommendations or opinions in this publication or material are not made or provided to you, and (ii) to the maximum extent permitted by law (a) indemnify UBS and its associates or related entities (and their respective directors, officers, agents and advisers (each a "Relevant Person") for any loss, damage, liability or claim any of them may incur or suffer as a result of, or in connection with, your unauthorised reliance on this publication or material and (b) waive any rights or remedies you may have against any Relevant Person for (or in respect of) any loss, damage, liability or claim you may incur or suffer as a result of, or in connection with, your unauthorised reliance on this publication or material. **Saudi Arabia:** This publication has been approved by UBS Saudi Arabia (a subsidiary of UBS AG), a Saudi Arabian closed joint stock company incorporated in the Kingdom of Saudi Arabia under commercial register number 1010257812 having its registered office at Tatweer Towers, P.O. Box 75724, Riyadh 11588, Kingdom of Saudi Arabia. UBS Saudi Arabia is authorized and regulated by the Capital Market Authority of Saudi Arabia. **Singapore:** Please contact UBS AG Singapore branch, an exempt financial adviser under the Singapore Financial Advisers Act (Cap. 110) and a wholesale bank licensed under the Singapore Banking Act (Cap. 19) regulated by the Monetary Authority of Singapore, in respect of any matters arising from, or in connection with, the analysis or report. **Spain:** This publication is distributed to clients of UBS Bank, S.A. by UBS Bank, S.A., a bank registered with the Bank of Spain. **Taiwan:** This material is provided by UBS AG, Taipei Branch in accordance with laws of Taiwan, in agreement with or at the request of clients/prospects. **UAE:** This research report is not intended to constitute an offer, sale or delivery of shares or other securities under the laws of the United Arab Emirates (UAE). The contents of this report have not been and will not be approved by any authority in the United Arab Emirates including the UAE Central Bank or Dubai Financial Authorities, the Emirates Securities and Commodities Authority, the Dubai Financial Market, the Abu Dhabi Securities market or any other UAE exchange. This material is intended for professional clients only. UBS AG Dubai Branch is regulated by the DFSA in the DIFC. UBS AG/UBS Switzerland AG is not licensed to provide banking services in the UAE by the Central Bank of the UAE nor is it licensed by the UAE Securities and Commodities Authority. The UBS AG Representative Office in Abu Dhabi is licensed by the Central Bank of the UAE to operate a representative office. **UK:** Approved by UBS AG, authorised and regulated by the Financial Market Supervisory Authority in Switzerland. In the United Kingdom, UBS AG is authorised by the Prudential Regulation Authority and subject to regulation by the Financial Conduct Authority and limited regulation by the Prudential Regulation Authority. Details about the extent of our regulation by the Prudential Regulation Authority are available from us on request. A member of the London Stock Exchange. This publication is distributed to private clients of UBS London in the UK. Where products or services are provided from outside the UK, they will not be covered by the UK regulatory regime or the Financial Services Compensation Scheme. **USA:** This document is not intended for distribution into the US, and / or to US persons, or by US-based UBS personnel. UBS Securities LLC is a subsidiary of UBS AG and an affiliate of UBS Financial Services Inc., UBS Financial Services Inc. is a subsidiary of UBS AG.

Version 06/2016.

©UBS 2016. The key symbol and UBS are among the registered and unregistered trademarks of UBS. All rights reserved.